

TomTom WEBFLEET Dashboard

It's much easier to measure success when you can see it.

The ability to make quick, effective decisions is vital to any successful business. We know that it's a lot easier to make those decisions when you've got all the facts in front of you.

That's why we've created the TomTom WEBFLEET Dashboard: an easy-to-use, visual display that shows every aspect of your business' performance at a glance. It's the clever way to keep control of costs, increase productivity and give your customers even better service.

Vital information at a glance

Using TomTom WORK's award-winning navigation and communications technology, the Dashboard gives you an immediate insight into the daily operations of your business. You set the priorities that matter to you - then track your fleet on easy-to-follow charts.

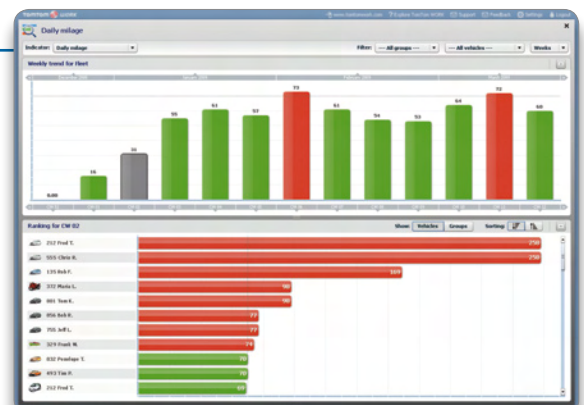
Worried about fuel costs? The TomTom Dashboard shows you who's driving how much and when. What is the trend on business mileage versus private mileage? The WEBFLEET Dashboard graphs have the answer.

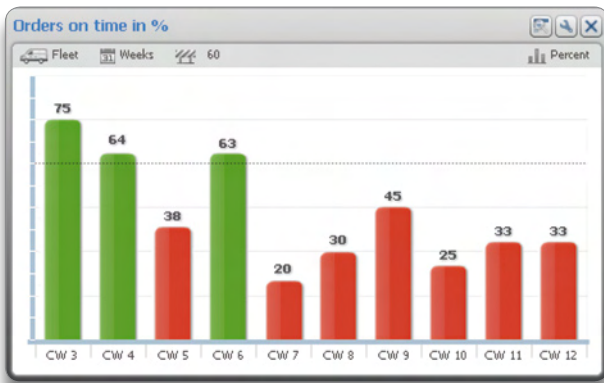


The benefits are clear to see

The TomTom Dashboard gives you a visual representation of up to 15 Key Performance Indicators (KPIs), so you can see trends emerging as they happen.

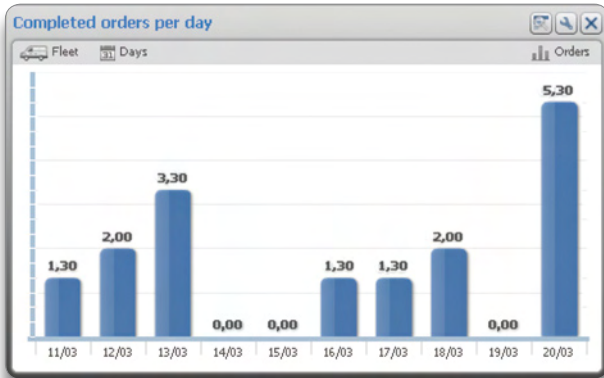
You can set the standard for any KPI and see how an individual, a team or the business as a whole is measuring up. These results at a glance will help you act quickly and confidently to put things back on track.





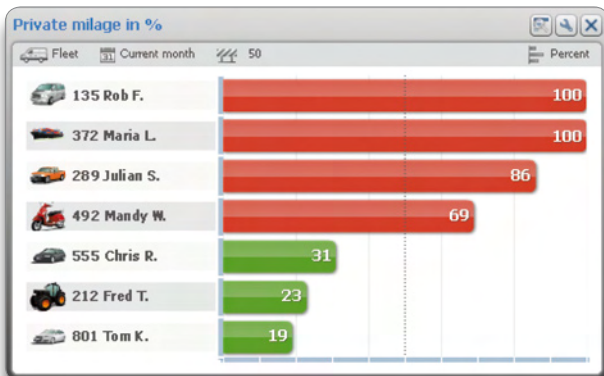
Excel in service

Do you need to improve service levels? Are fewer orders being completed on time? The trend line will show you.



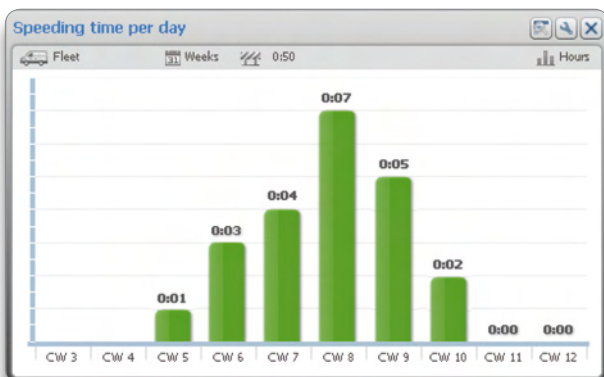
Increase productivity

Is business efficiency being compromised by time on the road or the number of completed orders per day? Find out at a glance.



Cut cost

Need to cut costs? Tracking KPIs such as private mileage and speeding time will tell you where to make the cuts.



Safe and green driving

Take care of your drivers and the environment by monitoring speeding, acceleration and other noticeable driving events.

The ultimate gauge for your business performance

Even if you already have access to reporting information, the TomTom WEBFLEET Dashboard makes the data far simpler to interpret. At a single glance, you'll see the facts and trends that allow you to make decisive business judgements about your fleet, individuals and teams. Instead of suffering from information overload, you'll be back in control when it matters.